







# Graph the Weather!

What's the weather like out there today? Use the chart to keep track of the different weather events outside for a month. Color in a box next to the weather conditions you observe. Answer questions about the weather on the next page. After you are done, answer some questions about the weather.

MONTH: \_\_\_\_\_

1 2 3 4 5 6 7 8 9 10 11 12 13 14 15 16 17 18 19 20 21 22 23 24 25 26 27 28 29 30 31

	1	2	3	4	5	6	7	8	9	10	11	12	13	14	15	16	17	18	19	20	21	22	23	24	25	26	27	28	29	30	31
 Cloudy																															
 Sunny																															
 Rainy																															
 Snowy																															
 Windy																															
 Foggy																															

# Graph the Weather!

Now that you have watched and recorded the weather conditions, read your graph to answer some questions about this month's weather!

MONTH: \_\_\_\_\_



How many days were CLOUDY? \_\_\_\_\_

How many days were SUNNY? \_\_\_\_\_

How many days were RAINY? \_\_\_\_\_

How many days were SNOWY? \_\_\_\_\_

How many days were WINDY? \_\_\_\_\_

How many days were FOGGY? \_\_\_\_\_

Which weather condition occurred the most amount of days? \_\_\_\_\_

Which weather condition occurred the least amount of days? \_\_\_\_\_

Were there more SUNNY days or more RAINY days? \_\_\_\_\_

Were there more FOGGY days or more SNOWY days? \_\_\_\_\_

How many more CLOUDY days were there than SUNNY days? \_\_\_\_\_

How many more RAINY days were there than SUNNY days? \_\_\_\_\_

How many more CLOUDY days were there than WINDY days? \_\_\_\_\_

Which weather condition do you predict will occur the most days next month? \_\_\_\_\_