


October



2020

Sunday	Monday	Tuesday	Wednesday	Thursday	Friday	Saturday
National Book Month	National Reading Group Month	National Cookie Month	National Pizza Month	1 National Homemade Cookies Day- Make your favorite cookies together!	2 World Farm Animals Day- Draw a picture of your favorite Farm Animal!	3 World Card Making Day- Make a card for a friend!
4 Read a new book every week to celebrate National Book Month!	5 World Teacher's Day!	6 Play musical chairs using pillows as your chairs!	7 Read and sing along to the story "Five Little Pumpkins"	8 American Touch Tag Day- Play Touch Tag outside!	9 Fire Prevention Day! Make your own Fire Truck (see activity)	10 Pick up your toys and sort them by size!
11 Tell a story with shadow puppets!	12 How many words can you come up with that start with the letter "o"	13 National M&M Day- Use M&M candies to make patterns!	14 National Dessert Day- What is your favorite dessert?	15 Look for rectangular shaped objects! How many can you find?	16 National Dictionary Day- What is your favorite word in the dictionary?	17 National Pasta Day!
18 National Chocolate Cupcake Day! Make Cupcakes together!	19 National New Friends Day!	20 Build a reading fort using blankets and read a new book in it!	21 Count Your Buttons Day! How many buttons can you count?	22 National Color Day! Look for objects in and around your house that are your favorite color!	23 Rake together a pile of leaves and jump in them!	24 National Food Day- Try a different food today!
25 World Opera Day- Sing your favorite song in an Opera voice!	26 National Pumpkin Day! Make a pumpkin bookmark (see activity)	27 How many words can you think of that rhyme with "cat"	28 Plush Animal's Lovers Day- Play hide and seek with your plush animals	29 National Cat Day!	30 National Candy Corn Day!	31 Happy Halloween!



Firetruck

Color the pieces of the Firetruck. Then, cut and glue the pieces together to make your own firetruck!



Pumpkin Bookmark

Materials Needed:

- Green Construction Paper
- Orange Construction Paper
- Black Marker
- Scissors
- Glue



Instructions:

- Using your green construction paper, cut a long stem
- Cut out small orange pumpkins that will fit on your green stem
- Make a face for each pumpkin
- Keep track of the books you read during the fall by writing the titles of the books you read on a pumpkin!