




# JUNE 2021

Sunday	Monday	Tuesday	Wednesday	Thursday	Friday	Saturday
Great Outdoors Month	National Fresh Fruit And Vegetables Month	1 Dinosaur Day- Make your own Dinosaur puzzle! (See Activity)	2 National Running Day- Go outside and run!	3 World Bicycle Day- Take a bicycle ride together!	4 National Donut Day! Eat donuts for breakfast and make a to-do list.	5 World Environment Day!
6 National Cave Day! Read the story "In The Dark Cave" and make your own slime!	7 National Chocolate Ice Cream Day! Cool down with some chocolate ice cream for a snack!	8 National Best Friends Day- Read a book about friendship with a friend!	9 Go outside to celebrate Great Outdoors Month!	10 Go outside and use sidewalk chalk to practice drawing different shapes!	11 Make number puzzles for your child to solve!	12 Visit an Aquarium to Celebrate National Aquarium Month! What animals did you see at the Aquarium?
13 Children's Day!	14 Flag Day!	15 National Smile Power Day- Read a book that makes you smile!	16 Go on an alphabet hunt! Look for an object that starts with the letter a, then b, then c...	17 National Eat Your Vegetables Day- Eat your favorite vegetable for a snack!	18 International Picnic Day- Pack a picnic lunch	19 Juneteenth
20 Summer Begins! Father's Day!	21 National Selfie Day! Take selfies together!	22 World Rainforest Day! What animals live in the rainforest?	23 National Pink Day! Look for objects that are pink!	24 Eat your favorite fruit for a snack!	25 Happy Birthday Eric Carle! Read an Eric Carle Book!	26 Read a new summer book that has the word "sun" in it
27 National Sunglasses Day!	28 Play tennis using a balloon as the ball!	29 National Camera Day!	30 Discuss with your family what your favorite part about summer is!	National Aquarium Month		

# Dinosaur

Cut and glue the pieces of the puzzle together to complete the dinosaur!



# Slime

## Ingredients:

### Glue Mixture:

- 1 Bottle of Liquid Glue
- 1/2 Cup of Water
- Desired Food Coloring

### Borax Mixture:

- 1 tsp Borax
- 1 Cup of Water


## Instructions:

### Glue Mixture:

- Measure 1/2 cup of water into a bowl
- Add the bottle of liquid glue to the 1/2 cup water- stir together.
- Add desired food coloring into glue mixture

### Borax Mixture:

- Measure a cup of water into a separate container
- Then measure a teaspoon of borax
- Add the measured borax to the cup of water- stir till dissolved.
- Next you are going to add the borax mixture to the glue mixture- stir together until it turns slimy!



by Richard Watson

Illustrated by Dean Norman

