


December 2021

Sunday	Monday	Tuesday	Wednesday	Thursday	Friday	Saturday
Read A New Book Month	Bingo Month		1 National Pie Day- Eat your favorite pie together!	2 Read the story "Animal Antics" and make your own Animal Cube! (See Activity)	3 Make A Gift Day- Make a gift for a friend or family member!	4 National Cookie Day!
5 Play the game BINGO together to celebrate BINGO month!	6 Go outside and draw different shapes in the snow!	7 Read a new book to celebrate read a new book month!	8 National Brownie Day!	9 National Llama Day- Read a book that has a Llama in it!	10 Look for objects in your house that are green!	11 Use coffee filters to make cut out snowflakes!
12 National Gingerbread House Day- Make your own Gingerbread house! (See Activity)	13 Go outside and build a family of snowmen!	14 Use construction paper and markers to make your own holiday cards!	15 Write a word on a piece of paper and ask your child what word(s) rhyme with that word!	16 Make and drink Hot Cocoa together!	17 National Maple Syrup Day- Make Pancakes for breakfast and top with Maple Syrup!	18 Bake Cookies Day- Bake your favorite cookies together!
19 Go outside and take a sled ride!	20 Games Day- Play your favorite game(s) together!	21 Winter Begins!	22 Make a new bookmark for winter!	23 Practice writing your name in the snow!	24 Christmas Eve! Read the story "Twas The Night Before Christmas"	25 Christmas Day!
26 Kwanzaa Begins!	27 Discuss together your favorite things about winter!	28 Card Playing Day! Play a card game together!	29 Read a new winter book!	30 Discuss what was your favorite book you read this year and read it together!	31 New Year's Eve! Discuss your favorite 2021 Memories!	

Animal Cube

Materials Needed:

- 1 Sheet of Poster Board or Construction Paper
- Ruler
- Scissors
- Markers, Crayons, Colored Pencils
- Tape





Instructions:

- Using your construction paper and ruler, measure 6 squares that are 8 by 8 centimeters each. Cut these squares out.
- On each square, draw a picture of the animals that appear in the story, or draw your choice of animals.

How to put the cube together:

- Using four of the squares, lay them side by side in a line and then tape them together. Then, tape the first and last square together, to make the 4 squares form a cube.
- Tape another square on top, and then the last square to the bottom of the cube.
- Use the cube to play a game where you roll the cube and act like the animal that is face up!



Gingerbread House

Materials Needed:

- Graham Crackers
- Icing
- Your Choice of Candy Toppings



Instructions:

- Break Your Graham Crackers in half- Using them as the parts for your house
- Using your icing, piece the Graham Crackers together so that it looks like a house (let the icing dry before moving on to the next step)
- Use the icing to place the candy toppings on your house to design it!
- When you are all done making your house you can enjoy it as a snack!

