

# Printable Mini Books

---

If you're convinced your child is the next great American novelist, get her started early with these mini do-it-yourself storybooks. She'll work on fine motor skills (with your help, of course) and start to recognize letters and sight words.



# Table of Contents

---

May I Read a Book to You?

My Friend the Mouse

Little or Big?

Look at the Animals

Where Is My Home?

My Cat

Five Little Fish

Questions, Questions

Up and Down

Rhyming Fun




# May I Read a Book to You?





May I read a book to you?  
You may read a book to me.

8



May I show you how to skip?  
You may show me how to skip.

6




May I go down the slide with you?  
You may go down the slide with me.

3

**To assemble the Mini-Books:**


- 1 Cut on dotted lines
- 3 Put pages in correct order

- 2 Fold on solid lines
- 4 Staple along left edge




May I come in your house?  
You may come in my house.

2




May I eat cake with you?  
You may eat cake with me.

4



May I go to school with you?  
You may go to school with me.

7



May I help you clean up?  
You may help me clean up.

5



FOLD



You are my friend.




# Who will jump with me?



I will play with you.

3

- 2 Fold on solid lines
- 4 Staple along left edge




Who will play with me?

2




Who will run with me?

4



I will jump with you.

7



I will run with you.

5




**To assemble the Mini-Books:**

- 1 Cut on dotted lines
- 3 Put pages in correct order



- 2 Fold on solid lines
- 4 Staple along left edge



I am little. I am big.

8




FOLD

Little or Big?



FOLD



Are you little?

6


I am little.

3



Are you little?

2




FOLD



FOLD


I am little.

7



Are you big?

4



I am big.

5





**Look!**

Look at them all.

Look at the big gray elephant.

Look at the little green frog.

3

6

**To assemble the Mini-Books:**

- 1 Cut on dotted lines
- 3 Put pages in correct order

- 2 Fold on solid lines
- 4 Staple along left edge



FOLD

Look at the little blue bird.


2



Look at the little red bug.


4

FOLD



Look at the big pink pig.


7



Look at the big brown bear.




# Help! Where Is My Home?



This is my home.

8




Help! Where is my home?  
Is this my home?

6



1




Help! Where is my home?  
Is this my home?

3


To assemble the  
Mini-Books:

- 1 Cut on dotted lines
- 3 Put pages in correct order

- 2 Fold on solid lines
- 4 Staple along left edge



FOLD



FOLD

Help! Where is my home?  
Is this my home?


2



FOLD

Help! Where is my home?  
Is this my home?


4



FOLD

Help! Where is my home?  
Is this my home?

7



FOLD

Help! Where is my home?  
Is this my home?

5




**To assemble the Mini-Books:**

- 1 Cut on dotted lines
- 3 Put pages in correct order



- 2 Fold on solid lines
- 4 Staple along left edge



I love my cat.

8

FOLD

My Cat



1



FOLD




My cat can jump.

6

My cat can run.

3



My cat is big.

2

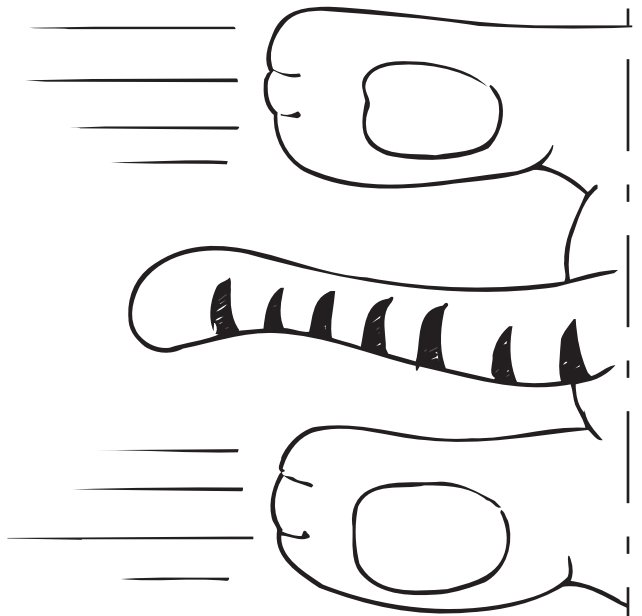


Run cat, run!

4


FOLD

FOLD



Jump cat, jump!

7



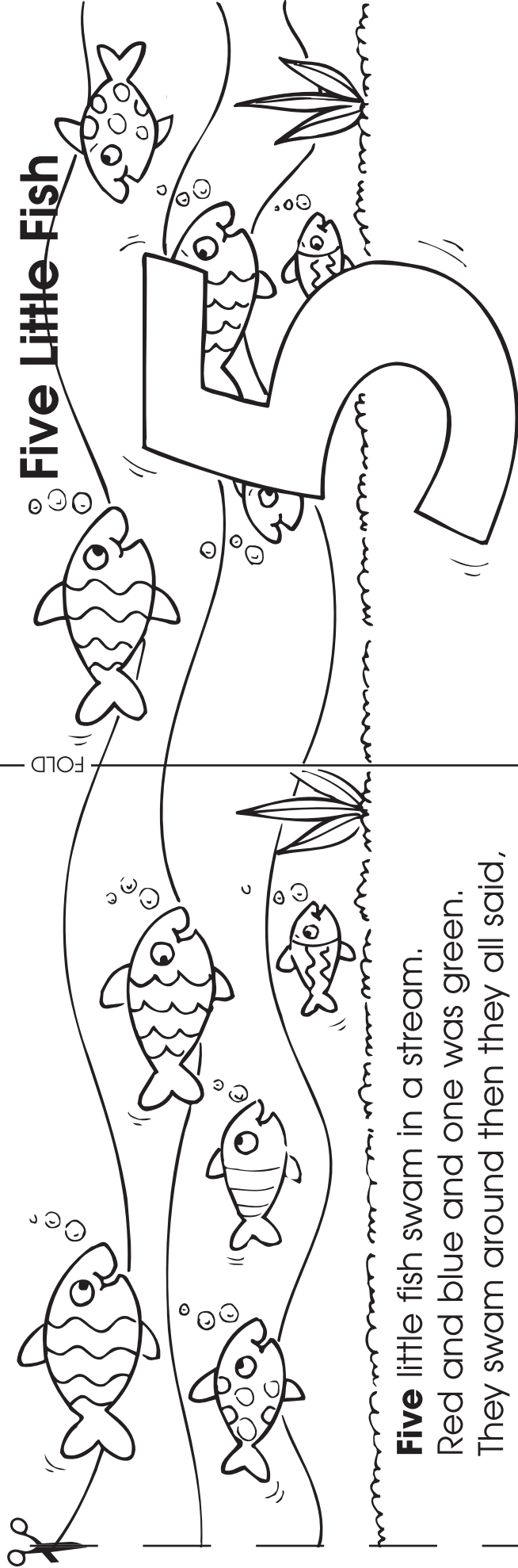
Stop cat, stop!

5



**To assemble the Mini-Books:**

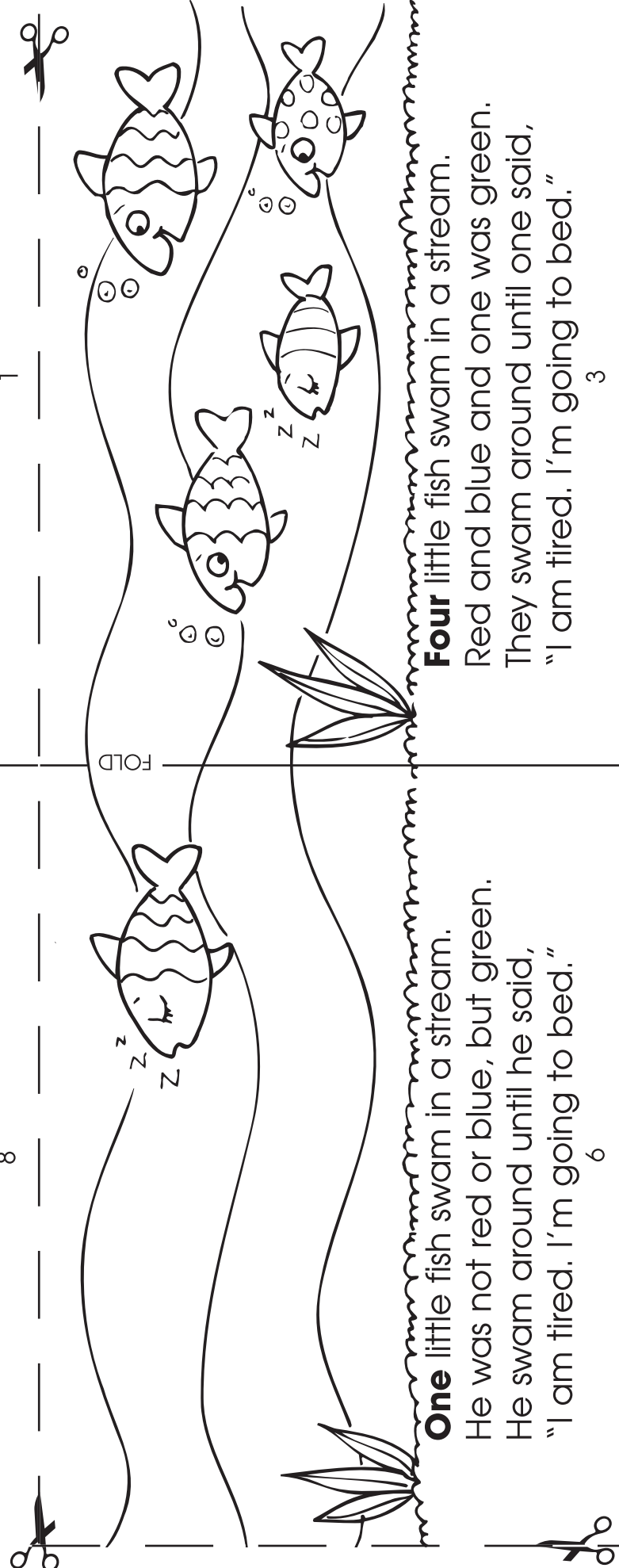
- 1 Cut on dotted lines
- 3 Put pages in correct order



# Five Little Fish

**Five** little fish swam in a stream.  
Red and blue and one was green.  
They swam around then they all said,  
"We're not tired. Let's play instead."

8




**One** little fish swam in a stream.  
He was not red or blue, but green.  
He swam around until he said,  
"I am tired. I'm going to bed."

6

**Four** little fish swam in a stream.  
Red and blue and one was green.  
They swam around until one said,  
"I am tired. I'm going to bed."

3

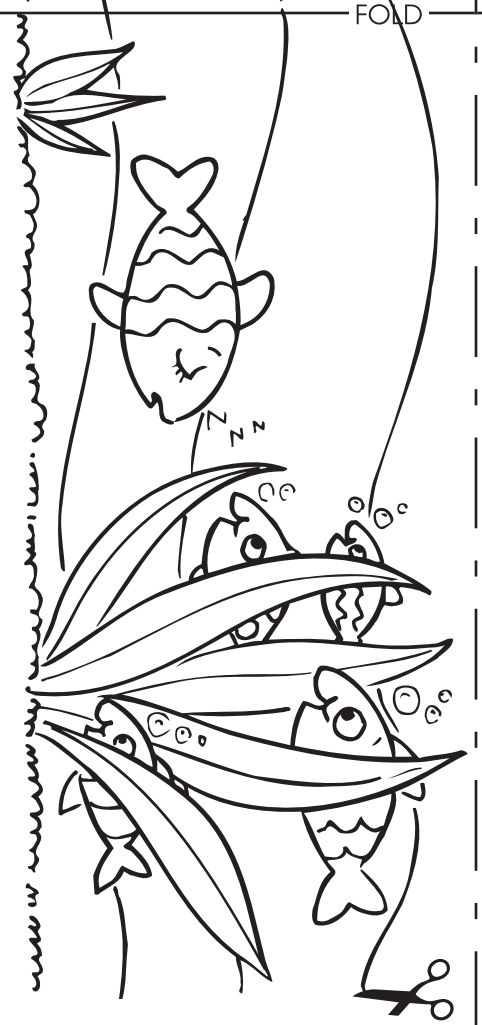




**Five** little fish swam in a stream.  
 Red and blue and one was green.  
 They swam around until one said,  
 "I am tired. I'm going to bed."




2



So tired and sad he stopped right then.  
 He found his friends asleep in bed.  
 He snuggled down, fell asleep just when  
 All his friends began to play again!




7



**Three** little fish swam in a stream.  
 Red and blue and one was green.  
 They swam around until one said,  
 "I am tired. I'm going to bed."

4



**Two** little fish swam in a stream.  
 Red and blue and one was green.  
 They swam around until one said,  
 "I am tired. I'm going to bed."

5








**To assemble the Mini-Books:**

- 1 Cut on dotted lines
- 3 Put pages in correct order




Thank you.

8



- 2 Fold on solid lines
- 4 Staple along left edge

FOLD



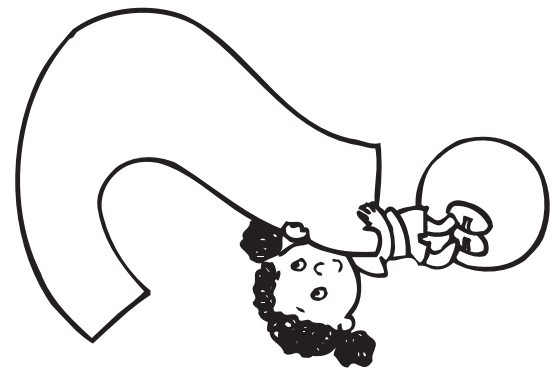
Will you clean up your mess?  
Yes, I will clean up my mess.

6




FOLD

# Questions



1



What are you eating?  
I am eating an apple.

3



Where are you going?  
I am going outside.

2




When will you be home?  
I will be home soon.

4




Do you want a cookie?  
Yes, I want a cookie.

7




Why are you running?  
I am playing a game.

5



# Up and Down

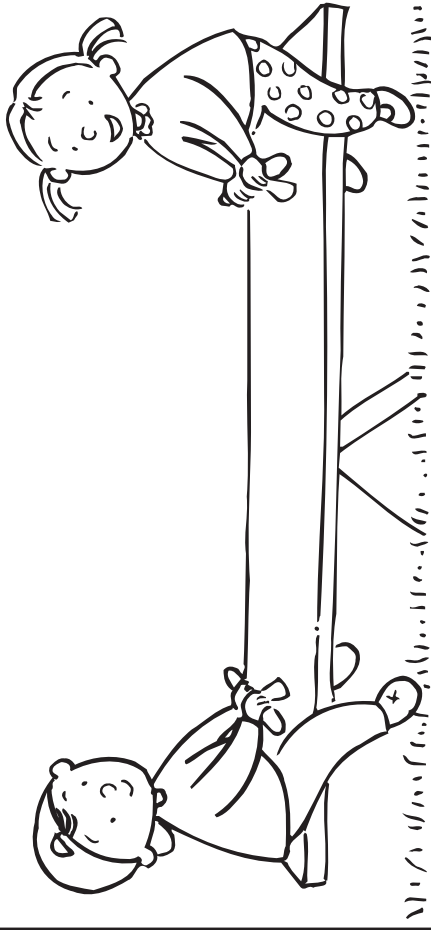


I can go up and down.


8



- 2 Fold on solid lines
- 4 Staple along left edge



1



I can go down.

3

Yes, I can go up.

6



- To assemble the Mini-Books: 1 Cut on dotted lines
- 3 Put pages in correct order



I can go up.

2



FOLD



Yes, I can go down.


7



Can you go up?

4


FOLD



Can you go down?

5





Look at the cat.  
Look at the pig.  
Look at the hen in her pen.  
Look at the bug.  
Look at the dog.  
Look at the frog on the log.


8

**To assemble the Mini-Books:** 1 Cut on dotted lines  
3 Put pages in correct order

FOLD

# Rhyming Word Fun

**EAT FROG BIG  
CAT LOG PIG  
BUG DOG HEN  
RUG JOG PEN**



Look at the hen.  
She is in her pen.  
Look at the hen in her pen.


6

2 Fold on solid lines  
4 Staple along left edge

FOLD



1



Look at the pig.  
She is big.  
Look at the pig dancing a jig.

3



Look at the cat.  
He is fat.  
Look at the cat with the funny hat.


2



Look at the frog.  
He jumped to the log.  
Look at the frog on the log.


4

FOLD



Look at the dog.  
He likes to jog.  
Look at the dog named Zog.

7



Look at the bug.  
She is on the rug.  
Look at the bug with a mug.

5

