



Books by the Bushel LLC

1.877.251.6598

FREE Shipping on
Orders over \$50

Bonus Bucks Program
Register Online

Buy 10 Books
Get 1 FREE

November 2016

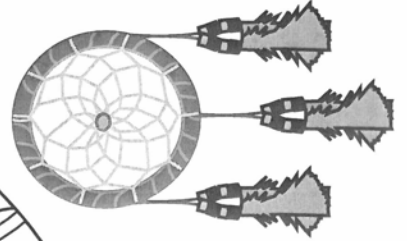

S	M	T	W	T	F	S
<p>Child Safety Protection Month International Drum Month National Model Railroad Month National Caregivers Appreciation Month Native American Heritage Month Peanut Butter Lovers Month National Novel Writing Month</p>		1 Family Literacy Day	2 Look For Circles Day	3 Sandwich Day	4 King Tut Day	5 Book Lovers Day! 
6 Fall Back-Daylight Savings Time Ends	7 It's Native American Heritage month. Read a book about American Indians.	8 Election Day and Young Readers Day!	9 Talk about the number 11. Find 11 acorns outside. How many have caps? No caps?	10 Forget Me Not Day	11 Veteran's Day	12
13 Caregiver Appreciation Day	14 Make bird feeders. Cover paper tubes with peanut butter and roll in bird seed. Place on branches.	15 America Recycles Day	16 Have a Party With Your Bear Day	17 World Peace Day and Take a Hike Day	18 Talk to your child about different jobs. Do they know what they want to be?	19 National Adoption Day
20	21 World Hello Day	22 Go For a Ride Day	23 Make pies out of play dough. What type of filling is inside the pie?	24 Thanksgiving Day	25 National Day of Listening	26
27	28 French Toast Day	29 Square Dance Day	30 Stay At Home Because You Are Well Day			

Find the hidden shapes and color!

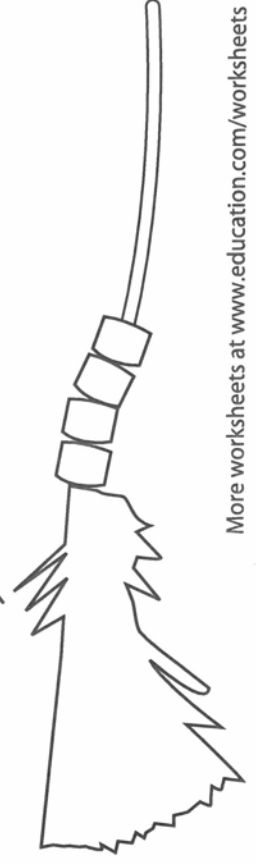






Native American Dreamcatcher

A dreamcatcher is a handmade object created out of weaving a loose net or web on a willow hoop. The dreamcatcher is then decorated with sacred items such as feathers and beads and hung above the beds of sleeping children. According to legend, bad dreams are caught in the web, and good dreams pass through the center hole of the dreamcatcher.



Using crayons or pencils color in the above dreamcatcher and the ornamental feather and bead strings on the right. Cut out the dreamcatcher and the feather and bead strings, then tape or paste the strings to your dreamcatcher (see the example at right for inspiration). You can attach yarn or string at the top to hang the dreamcatcher above your bed.



3rd
grade
social studies

Happy Veterans Day

Color the military personnel!



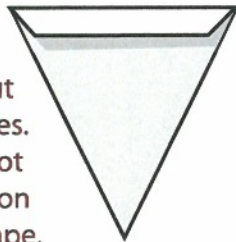
Color and make your own

THANKSGIVING BANNER!

1

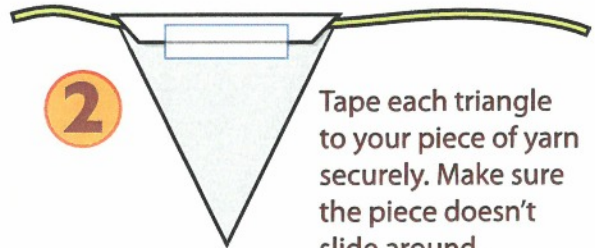
1

After the pieces have been colored, have a grown-up cut and fold the triangles. You will need a 6 foot piece of string, ribbon or yarn and some tape.



2

Tape each triangle to your piece of yarn securely. Make sure the piece doesn't slide around.




3


Have a grown-up help tape or pin your banner up in your room, on a big window, or in the dining room. If the weather is good you can even hang it outside!



Fold on the dotted lines.



Print on **thicker paper** for best results.




Color and make your own



THANKSGIVING BANNER!



Fold on the dotted lines.




Color and make your own

THANKSGIVING BANNER!


3



Fold on the dotted lines.



Color and make your own
THANKSGIVING
BANNER!



Fold on the
dotted lines.

