

Thanksgiving Cornucopia Craft

This paper cornucopia craft is a fantastic, simple preschool Thanksgiving craft. Perfect for discussing the meaning of a cornucopia and why children should be thankful for plenty of food to fill their basket (cornucopia).

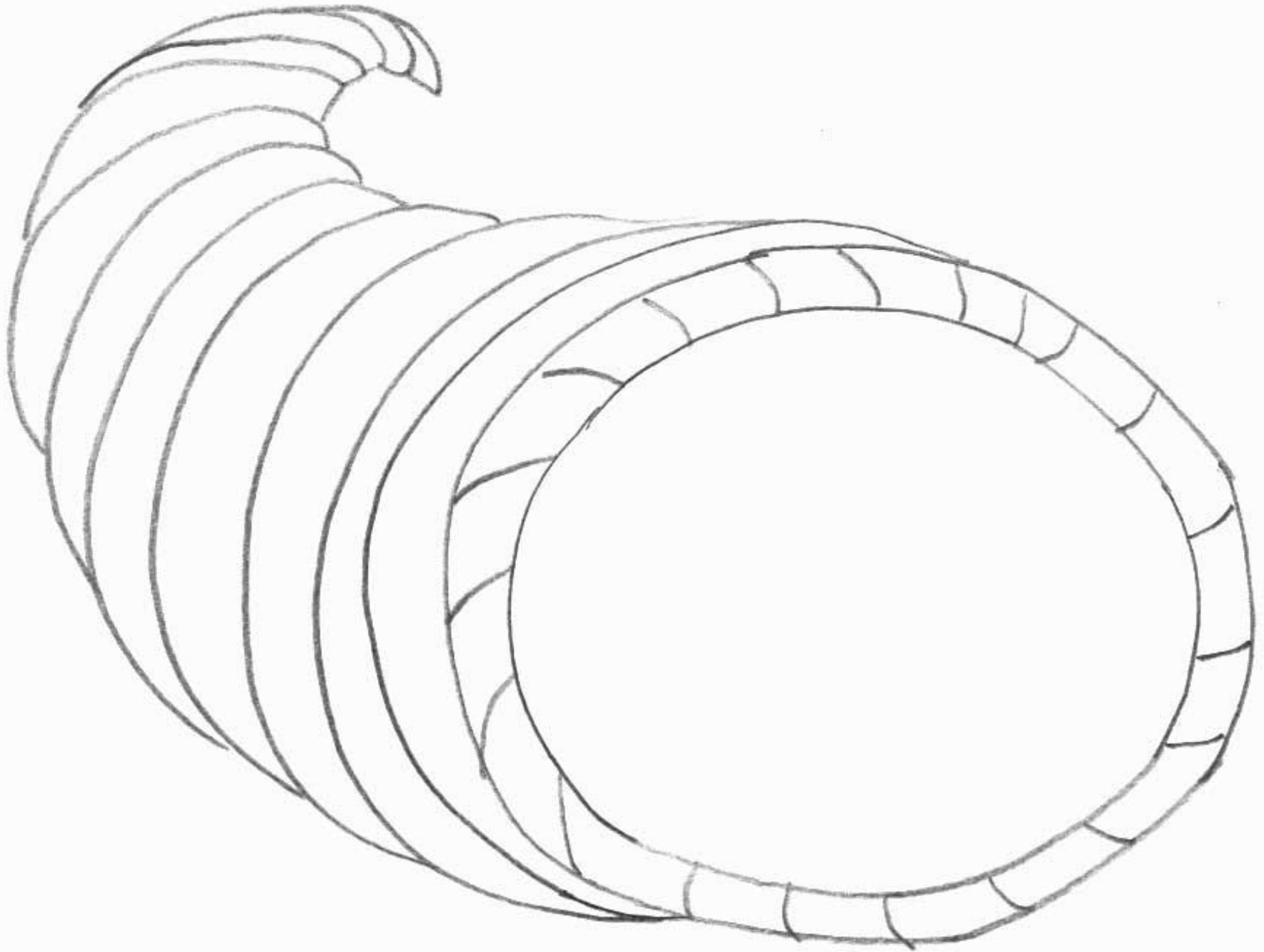


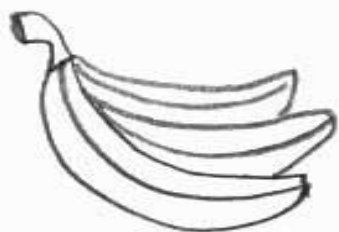
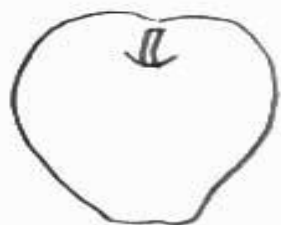
What you'll need:

- Construction paper
- Food Template-see below
- Cornucopia Template-see below
- Scissors
- Crayons
- Glue Stick

How to make your cornucopia craft

- Print our cornucopia template out. To make this easy, we trimmed a piece of brown construction paper down to the size of a regular piece of printer paper and printed directly onto the construction paper. We then went over the outline with a black crayon to make the lines stand out a bit more.
- Print our food template out onto white paper. Color the food in with crayons.
- Cut the food out and glue it onto the cornucopia.





CORNUCOPIA FOOD