

August 2017

S	M	T	W	T	F	S
Admit You're Happy Month Family Fun Month Peach Month		1 Summer heat getting to you? Read a book about cold weather.	2 Ice Cream Sandwich Day	3 Watermelon Day	4 Chocolate Chip Cookie Day	5 
6 Wiggle Your Toes Day	7 Lighthouse Day	8 Take a walk outside and see how many bugs you can find.	9 Book Lover's Day!	10 S'mores Day	11 Son & Daughter Day	12 Middle Child's Day
13 Left Handers' Day	14 Make a masterpiece with sidewalk chalk.	15 Relaxation Day	16 Tell a Joke Day	17 Make an obstacle course for your child. Talk about over, under, and around.	18 It's Paula Danziger's birthday, author of the Amber Brown series.	19 Honey Bee Awareness Day 
20 	21 Senior Citizen's Day	22 National Tooth Fairy Day	23 Go on a picnic today. Pack some peaches for dessert.	24 Imagine that you have one super power. What would it be ?	25 Talk with your child about the types of pets people have.	26 National Dog Day
27 Just Because Day	28 Race Your Mouse Day	29 Make some trail mix and head outside to eat and read	30 Toasted Marshmallow Day	31 Eat Outside Day		

Celebrate Book Lovers Day **by making a book!**

Use the template on the next 2 pages to make your own mini-book.

Featuring a story about a cat and mouse who make friends,
this make-it-yourself mini book
offers tons of reading (and coloring!) Fun.

My Friend




*Did you know you can find hundreds of FREE activities on our website at:

<http://www.booksbythebushel.com/free-literacy-activities/>

My Friend



1




I will play with you.

3


FOLD

FOLD



You are my friend.

8




Who will jump with me?

6

To assemble the Mini-Books: 1 Cut on dotted lines
3 Put pages in correct order

2 Fold on solid lines
4 Staple along left edge




Who will play with me?

2




Who will run with me?

4



I will jump with you.

7



I will run with you.

5

Give a Dog a Bone

Here's a game that'll help your child count from 1 to 6 and explore one-to-one correspondence with objects. He'll also improve his number recognition while he's at it. All you need are dog biscuits, dice, and a timer to help your preschooler understand some fundamental math concepts. This game is best played with at least 4 children. The more the merrier!

What You Need:

- Dog biscuits
- Dice

What You Do:

1. Have the children pair off and give each child the same number of dog biscuits (15 is a good amount).
2. Give each pair a die.
3. Set a time limit for the game.
4. Tell the pairs to take turns rolling the die. One child rolls the die and counts the number of dots showing on the top of the die. He then counts out that number of dog biscuits from his pile and hands them to his partner.
5. Then, have the other player to take a turn, repeating what his partner did.
6. When time is up, have the teams count their bones. The team with the most bones wins.
7. If the kids are having fun, have them play again, but with different partners.

Wrap the activity up by testing out their counting skills. Roll a die, and see who can count out the number on the die with biscuits the fastest. Then, set the die aside and say different numbers between one and six aloud. Who can count out the number using biscuits the fastest? Give the kids more chances to practice, and soon you'll be impressed by how doggone quick they can count.

